








PROPERTIES AND CHANGES OF MATERIALS 2 – Knowledge Organiser Year 5 Spring 2

Vocabulary		Examples of Irreversible Changes	
irreversible	A change that can only go one way. Also known as a <i>non-reversible</i> or <i>permanent</i> change.		
products	The new materials made as a result of an irreversible change.		
combustion	The scientific word for burning (in the presence of oxygen).		
rusting	The irreversible change which causes the weakening (corrosion) of iron and steel in the presence of oxygen and water.		
decomposition	The scientific word for rotting of organic (once-living) materials.		
separation technique	A method for sorting and separating out the different parts of a mixture.		
magnetic	Being attracted to a magnet. (Antonym: non-magnetic).		
sieve	Equipment with a mesh for separating out solids of different sizes.		
filtration (filtering)	A separation technique for separating out an insoluble solid from a liquid. In the classroom or lab this usually consists of a funnel and a cone of filter paper.		
residue	The solid left behind in the filter following filtration.		
filtrate	The liquid that passes through the filter during filtration.		
distillation	The technique used to separate a liquid from a solution using evaporation and then condensation.		
saline (adjective)	Salty.		
		Features of Irreversible Changes	Distillation of sea water to collect pure water
		<ol style="list-style-type: none"> 1. They only go in one direction (in other words, you cannot get back what you started with). 2. They display evidence that a change is taking place (e.g., flames, explosion, smell, change of colour etc). 3. New products are always formed. 	